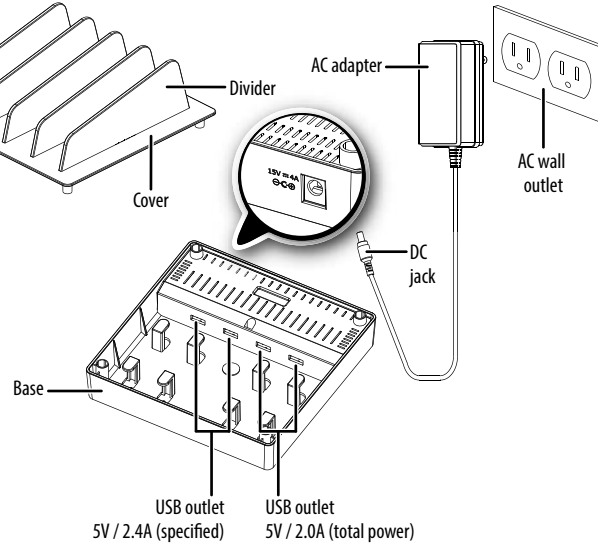


PACKAGE CONTENTS

- 4-Port Charging Station
- AC adapter
- *Quick Setup Guide*

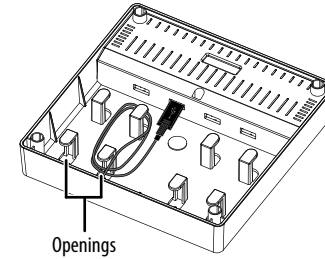
FEATURES

- Designed for tablet, phone, MP3, and eReader charging
- Convenient removable cover with integrated stands
- Locations for cable management

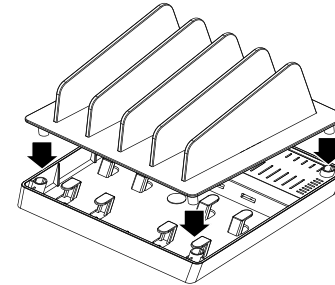


USING YOUR CHARGING STATION

- 1 Plug the AC adapter into the charging station's power jack and a wall outlet.
- 2 Connect your devices' USB charging cables into your charging station's USB ports. Make sure that your devices' input specifications match the USB ports that you connect them to.
Note: See "Features" for information on the USB ports' power output.
- 3 Wrap your cables loosely around the cable organizers (if needed), then thread them through the openings in the front of your charging station.



- 4 Place the cover on the base so that the wire holes on the base and cover are aligned. Your cables should exit the base through the holes. Insert the dividers into the slots, as needed.



- 5 Connect your devices to their appropriate power cords, then set them in the appropriate slots. You can charge four devices at a time.
Note: Check your devices' input specification to determine which USB port to connect it to. See "Features" for information on the USB ports' power output.

TROUBLESHOOTING

My device will not charge.

- Make sure that your devices' input specifications match the USB ports that you connect them to.
- Make sure that the charging station is connected to a working power outlet.

SPECIFICATIONS

AC input	100-240Vac / 50-60Hz
DC input	15Vdc / 3A
USB output	2 × 5V / 2.4A 2 × 5V / 2.0A (total power)
USB ports	4 ports
Amps	6.8 Amp total / 2.4 Amp × 2 + 1 Amp × 2
Dimensions (estimated)	6.3 × 6.3 × 3.66 in. (16 × 16 × 9.3 cm)

LEGAL NOTICES

FCC Caution: Changes or modifications not expressly approved by the part responsible for compliance could void the user's authority to operate the equipment.

FCC Statement

This equipment has been tested and found to comply with the limits for a Class B digital device, pursuant to part 15 of the FCC Rules. These limits are designed to provide reasonable protection against harmful interference in a residential installation. This equipment generates, uses and can radiate radio frequency energy and, if not installed and used in accordance with the instructions, may cause harmful interference to radio communications. However, there is no guarantee that interference will not occur in a particular installation.

If this equipment does cause harmful interference to radio or television reception, which can be determined by turning the equipment off and on, the user is encouraged to try to correct the interference by one or more of the following measures:

- Reorient or relocate the receiving antenna.
- Increase the separation between the equipment and receiver.
- Connect the equipment into an outlet on a circuit different from that to which the receiver is connected.
- Consult the dealer or an experienced radio/TV technician for help.

This device complies with part 15 of the FCC Rules. Operation is subject to the following two conditions: (1) This device may not cause harmful interference, and (2) this device must accept any interference received, including interference that may cause undesired operation.

IMPORTANT SAFETY INSTRUCTIONS!

Failure to read and follow these safety instructions can result in fire, explosion, electrical shock or other hazards, causing serious and/or fatal injury and/or property damage.

- Do not modify, disassemble, open, drop, crush, puncture, or shred the charging station.
- Do not expose the charging station to rain or water.
- Keep away from open flame or sunlight to prevent heat build-up.
- Keep away from high voltage devices.
- This product is not a toy. Keep away from children. Make sure that all persons who use the product read and follow these warnings and instructions.

ONE-YEAR LIMITED WARRANTY

Visit www.insigniaproducts.com for details.

CONTACT INSIGNIA:

For customer service, call 1-877-467-4289 (U.S. and Canada) or

01-800-926-3000 (Mexico)

www.insigniaproducts.com

INSIGNIA is a trademark of Best Buy and its affiliated companies.

Registered in some countries.

Distributed by Best Buy Purchasing, LLC

7601 Penn Ave South, Richfield, MN 55423 U.S.A.

©2014 Best Buy. All rights reserved.

Made in China